

Pupil premium strategy statement

This statement details our school's use of pupil premium (and recovery premium for the academic year) funding to help improve the attainment of our disadvantaged pupils.

It outlines our pupil premium strategy, how we intend to spend the funding in this academic year and the effect that last year's spending of pupil premium had within our school.

School overview

Detail	Data
School name	St Agnes C of E Primary
Number of pupils in school	451
Proportion (%) of pupil premium eligible pupils	41%
Academic year/years that our current pupil premium strategy plan covers (3 year plans are recommended)	2023/24 - 2025/26
Date this statement was published	December 2023
Date on which it will be reviewed	July 2025
Statement authorised by	Shoab Uddin
Pupil premium lead	Rachael McCuthcheon
Governor / Trustee lead	Charlie Mok

Funding overview

Detail	Amount
Pupil premium funding allocation this academic year	£211, 640
Recovery premium funding allocation this academic year	£6887
Pupil premium funding carried forward from previous years (enter £0 if not applicable)	£0
Total budget for this academic year If your school is an academy in a trust that pools this funding, state the amount available to your school this academic year	£218, 527

Part A: Pupil premium strategy plan

Statement of intent

At St Agnes CE Primary School, we intend to:

- Early Years provision: address the school-readiness gaps our EY pupils have, as we recognise that *'the first five years lay down the precious foundations of skills, knowledge and confidence that help navigate future challenges'* (Peter Fonagy, Anna Freud Foundation).
- Reading: build on attainment at EY and KS1 and address any gaps that exist; we want every child to be an able reader.
- Oracy: place a whole-school focus on spoken language (linked with Phonics and Reading), including securing key vocabulary for our disadvantaged learners and curriculum skills for discussion, debate and courteous challenge.
- Invest in Speech and Language support for those disadvantaged pupils with identified needs, including training and skilled delivery of Primary WellComm Language Intervention
- Deliver a wider curriculum offer including visits, WOW events and experiences to build aspiration and increase culture capital.

High-quality teaching is at the heart of our approach, with a focus on areas in which disadvantaged pupils require the most support. This is proven to have the greatest impact on closing the disadvantage attainment gap and at the same time will benefit the non-disadvantaged pupils in our school. Implicit in the intended outcomes detailed below, is the intention that non-disadvantaged pupils' attainment will be sustained and improved alongside progress for their disadvantaged peers.

All of these measures combine to help achieve the objective of increasing the number of disadvantaged pupils achieving 'Expected' and 'Greater Depth Standard' to narrow the gap between/match the attainment of their non-disadvantaged peers. We aim for all disadvantaged pupils to make good progress from their individual starting points.

Challenges

This details the key challenges to achievement that we have identified among our disadvantaged pupils.

Challenge number	Detail of challenge
------------------	---------------------

1	Nursery and new Reception children not school-ready on entry: physically, socially or emotionally (75% and 85% are not school ready on entry)
2	Language acquisition at the level required by 2014 National Curriculum is impacted by above average proportion of EAL
3	Internal and external assessments indicate that attainment among disadvantaged pupils in specific cohorts is below that of non-disadvantaged pupils
4	Many of our disadvantaged pupils continue to be affected by the impact of the partial school closures during the COVID-19 pandemic, and to a greater extent than for other pupils. These findings are supported by national studies. This has resulted in significant knowledge gaps leading to pupils falling further behind age-related expectations, especially at combined reading, writing and maths attainment.
5	Our assessments, observations and discussions with pupils and families have identified social and emotional issues for many pupils, and a lack of enrichment opportunities. Teacher referrals for support remain relatively high. A high number of pupils (including disadvantaged pupils) currently require additional support with social and emotional needs, with 20% receiving small group and 1:1 interventions.
6	Given the context of the school community there is a paucity of experience resulting in limited cultural capital exposure by our pupils - thus impacting and limiting their understanding of a wide range of topics.

Intended outcomes

This explains the outcomes we are aiming for **by the end of our current strategy plan**, and how we will measure whether they have been achieved.

Intended outcome	Success criteria
Build on low entry points for disadvantaged pupils entering EYFS	Disadvantaged pupils will make good progress from their individual starting points across all key areas of development.(Where progress is stalled, prompt action will be taken to provide quality intervention to address difficulties.)
Develop language skills (including vocabulary and oracy)	Disadvantaged pupils will be observed to use a wide range of key vocabulary and communication skills in class/small group discussions, as well as in their writing and response to written texts. Participation in oracy assemblies and in-class activities. Progress of individual and small groups of pupils participating in interventions such as WellComm, Early Language group and other recognised approaches. Focus on reading at KS1 – improved engagement of disadvantaged pupils, reading a book, sharing enjoyment of a book, recommending a book to others, as well as opportunities to read to an adult in school.

	Implementation of a language rich curriculum interwoven throughout the school's curriculum.
Diminish the attainment gap of disadvantaged pupils in comparison with their non-disadvantaged peers, at key points across primary education through: Provision of small group targeted interventions 1:1 tuition/mentoring	Children will show good progress from their starting points Proportion of children achieving GLD, ELG and Specific Learning Goals at the end of EYFS will increase compared to the previous set of validated data by and aspirational target of 10%. Proportion of disadvantaged pupils achieving 'Expected' standard in Reading, Writing and Maths at end of KS2 will improve in relation to that of non-disadvantaged peers and with previous set of validated data - diminish the difference to less than 10% Rdg disadvantaged 40%, non- disadvantaged 50%, Writing disadvantaged 40%, non- disadvantaged 50%, Maths disadvantaged 33%, non- disadvantaged 43%).
To achieve and sustain improved wellbeing for all pupils in our school, particularly our disadvantaged pupils.	Sustain high levels of wellbeing by 2024/25 demonstrated by: <ul style="list-style-type: none"> • qualitative data from student voice, student and parent surveys and teacher observations • a reduction in referrals to in house SEMH support • a significant increase in participation in enrichment activities, particularly among disadvantaged pupils
Deliver a range of wider curricular opportunities for disadvantaged pupils, including participation in trips, visits, WOW events, experiences intended to build aspiration and culture capital	Disadvantaged pupils will participate in a range of activities across the academic year, linked to their curriculum, and will be able to talk about their experiences, what they have learned, and how they see things differently as a result. i.e. increased uptake of breakfast club

Activity in this academic year

This details how we intend to spend our pupil premium (and recovery premium funding) **this academic year** to address the challenges listed above.

Teaching (for example, CPD, recruitment and retention)

Budgeted cost: £24,000

Activity	Evidence that supports this approach	Challenge number(s) addressed
Purchase of Government-approved Phonics Scheme, including staff training, with Phonics Lead having release time to oversee implementation, provide staff support and monitor progress/capture impact. Program to be delivered across whole school as needed	<p>Little Wandle (Letters and Sounds Revised) is on the DfE's list of validated Systematic Synthetic Phonics programmes (SSP).</p> <p>Phonics Teaching and Learning Toolkit EEF</p> <p><i>High-quality training is an essential element of an SSP programme and is key to ensuring it is effectively implemented with fidelity and consistency within settings. A comprehensive programme of training must ensure continuous professional development of all those leading or delivering phonics teaching, assessing children's progress and supporting children who are at risk of falling behind the expected pace of the programme.</i></p> <p>https://www.gov.uk/government/publications/phonics-teaching-materials-core-criteria-and-self-assessment/validation-of-systematic-synthetic-phonics-programmes-supporting-documentation#:~:text=High-quality%20training,of%20the%20programme.</p>	1, 2, 3, 4, 5
Primary WellComm training for staff, package + dedicated HLTA time	<p>According to the latest data released by the DfE (24 June 2021), speech, language and communication needs (SLCN) are the most common type of primary special educational need (SEN) in state schools. Almost 295,000 children were listed as having SLCN as a primary SEN in early 2021.</p> <p>Oral language interventions Teaching and Learning Toolkit EEF</p> <p>This predominance of need is true for St Agnes. This programme developed in conjunction with Speech and Language therapists – and training provided by our SaLT – enables us to respond to these needs from early starting points and across the school.</p>	1, 2

	Tackling gaps in speech, language and communication skills, allows our disadvantaged pupils to increase their chances of making improved progress across the curriculum.	
--	--	--

Targeted academic support (for example, tutoring, one-to-one support structured interventions)

Budgeted cost: £ 169,000

Activity	Evidence that supports this approach	Challenge number(s) addressed
3 x TAs (including 1 EYFS, 1 KS1 and 1 LKS2) + 1 Teacher (KS2) for delivery of small group interventions (mornings).	<p><i>Evidence shows that where teaching assistants are trained to deliver an intervention to a small group or individual it has a higher impact, where deployment of teaching assistants in everyday classroom environments has not been shown to have a positive impact on learner outcomes. Studies show that learners made typically a little higher than +5 months progress. (Teaching Assistant led Interventions, EEF)</i></p> <p>https://educationendowmentfoundation.org.uk/education-evidence/teaching-learning-toolkit/teaching-assistant-interventions</p> <p>EEF: +5 months additional progress/year for small group interventions</p>	1, 3, 4, 5
Individual Tutoring Program Teachers - provide additional support	<p><i>Research has shown that one to one tuition can be effective, providing approximately five additional months' progress on average. Short, regular sessions (about 30 minutes, three to five times a week) over a set period of time (up to ten weeks) appear to result in optimum impact. (One-to-one Intervention, EEF)</i></p> <p>https://educationendowmentfoundation.org.uk/education-evidence/teaching-learning-toolkit/one-to-one-tuition</p> <p>EEF: +5 months additional progress/year</p>	4, 5,
Intervention resources- Century, Purple Mash, Accelerated Reader	The online resource - Century - will be delivered as part of the targeted academic support to help address the identified challenges and allow for individualised learning to take place on specific targets for pupils (Y3-6).	3, 4, 5

Wider strategies (for example, related to attendance, behaviour, wellbeing)

Budgeted cost: £ 25,527

Activity	Evidence that supports this approach	Challenge number(s) addressed
Achieve and sustain improved wellbeing for all pupils in our school, particularly our disadvantaged pupils through access to inhouse SEMH support and resources, establish new Mental health and wellbeing lead	<p>There is extensive evidence associating childhood social and emotional skills with improved outcomes at school and in later life (e.g., improved academic performance, attitudes, behaviour and relationships with peers):</p> <p>Improving Social and Emotional Learning in Primary Schools EEF</p>	5
Trips, visits, WOW events, experiences to build aspiration and culture capital.	<p>Many of our pupils, including – but not exclusively – our disadvantaged pupils, have limited experiences outside our immediate locality. They do not necessarily visit places of interest that would broaden their experience and understanding of the wider world.</p> <p><i>Outdoor Adventure Learning might provide opportunities for disadvantaged pupils to participate in activities that they would otherwise might not be able to access. Through participation in these physical and emotional activities, outdoor learning can support pupils to develop non-cognitive skills such as resilience, self-confidence and motivation.</i></p> <p>(Outdoor Learning, EEF). https://educationendowmentfoundation.org.uk/educationevidence/teaching-learning-toolkit/outdoor-adventurelearning</p>	2, 4, 6,

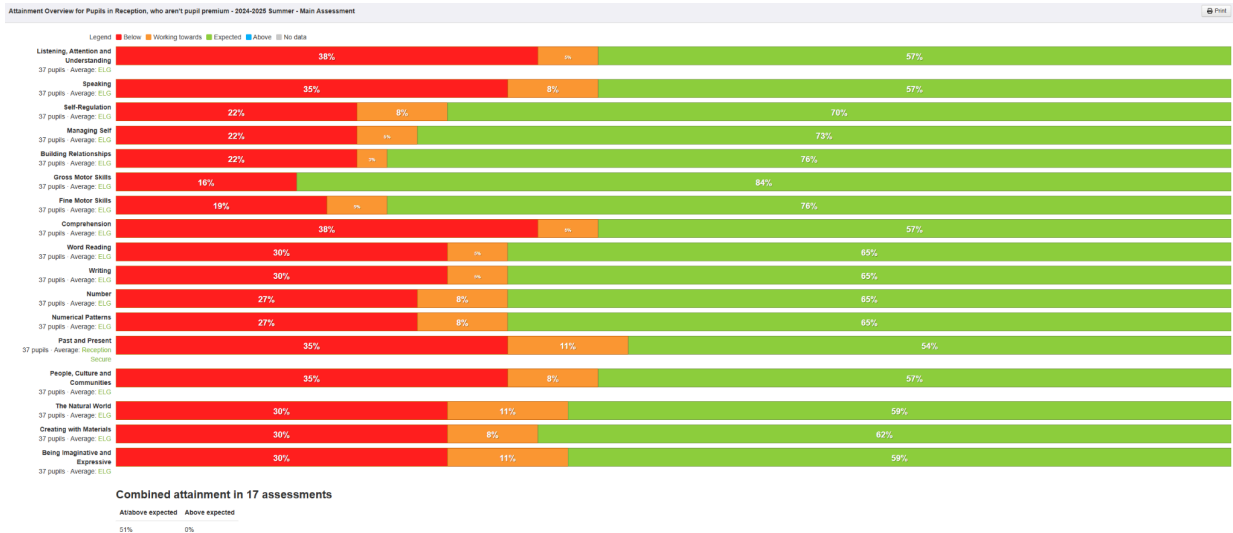
Total budgeted cost: £218, 527

Part B: Review of outcomes in the previous academic year

Pupil premium strategy outcomes

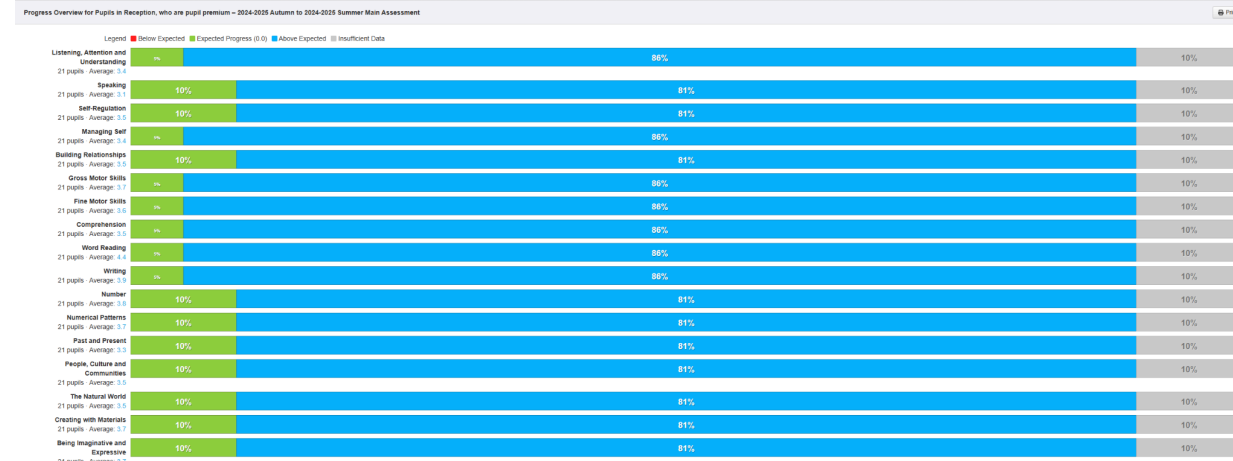
This details the impact that our pupil premium activity had on pupils in the 2024 to 2025 academic year.

Intended outcome	Success criteria																																																																																																																							
Build on low entry points for disadvantaged pupils entering EYFS	<p>Disadvantaged pupils will make good progress from their individual starting points across all key areas of development. (Where progress is stalled, prompt action will be taken to provide quality intervention to address difficulties.)</p> <p>Disadvantaged pupils have made better progress than non-disadvantaged pupils - on the whole all have made more than expected progress from their starting points.</p>																																																																																																																							
<div>Attainment Overview for Pupils in Reception, who are pupil premium - 2024-2025 Summer - Main Assessment</div> <div><div>Legend: Below Working towards Expected Above No data</div><table><tr><td>Listening, Attention and Understanding</td><td>21 pupils - Average: Reception</td><td>Below: 43%</td><td>Working towards: 0%</td><td>Expected: 52%</td><td>Above: 0%</td><td>No data: 0%</td></tr><tr><td>Speaking</td><td>21 pupils - Average: Reception</td><td>Below: 43%</td><td>Working towards: 0%</td><td>Expected: 52%</td><td>Above: 0%</td><td>No data: 0%</td></tr><tr><td>Self-Regulation</td><td>21 pupils - Average: EYF</td><td>Below: 38%</td><td>Working towards: 0%</td><td>Expected: 57%</td><td>Above: 0%</td><td>No data: 0%</td></tr><tr><td>Managing Self</td><td>21 pupils - Average: EYF</td><td>Below: 43%</td><td>Working towards: 0%</td><td>Expected: 52%</td><td>Above: 0%</td><td>No data: 0%</td></tr><tr><td>Building Relationships</td><td>21 pupils - Average: EYF</td><td>Below: 38%</td><td>Working towards: 0%</td><td>Expected: 57%</td><td>Above: 0%</td><td>No data: 0%</td></tr><tr><td>Gross Motor Skills</td><td>21 pupils - Average: EYF</td><td>Below: 19%</td><td>Working towards: 10%</td><td>Expected: 71%</td><td>Above: 0%</td><td>No data: 0%</td></tr><tr><td>Fine Motor Skills</td><td>21 pupils - Average: EYF</td><td>Below: 33%</td><td>Working towards: 0%</td><td>Expected: 62%</td><td>Above: 0%</td><td>No data: 0%</td></tr><tr><td>Comprehension</td><td>21 pupils - Average: Reception</td><td>Below: 43%</td><td>Working towards: 0%</td><td>Expected: 52%</td><td>Above: 0%</td><td>No data: 0%</td></tr><tr><td>Word Reading</td><td>21 pupils - Average: Reception</td><td>Below: 29%</td><td>Working towards: 24%</td><td>Expected: 45%</td><td>Above: 0%</td><td>No data: 0%</td></tr><tr><td>Writing</td><td>21 pupils - Average: Reception</td><td>Below: 33%</td><td>Working towards: 19%</td><td>Expected: 45%</td><td>Above: 0%</td><td>No data: 0%</td></tr><tr><td>Number</td><td>21 pupils - Average: Reception</td><td>Below: 38%</td><td>Working towards: 10%</td><td>Expected: 52%</td><td>Above: 0%</td><td>No data: 0%</td></tr><tr><td>Numerical Patterns</td><td>21 pupils - Average: Reception</td><td>Below: 43%</td><td>Working towards: 0%</td><td>Expected: 52%</td><td>Above: 0%</td><td>No data: 0%</td></tr><tr><td>Past and Present</td><td>21 pupils - Average: Reception</td><td>Below: 38%</td><td>Working towards: 14%</td><td>Expected: 45%</td><td>Above: 0%</td><td>No data: 0%</td></tr><tr><td>People, Culture and Communities</td><td>21 pupils - Average: Reception</td><td>Below: 43%</td><td>Working towards: 0%</td><td>Expected: 52%</td><td>Above: 0%</td><td>No data: 0%</td></tr><tr><td>The Natural World</td><td>21 pupils - Average: Reception</td><td>Below: 43%</td><td>Working towards: 0%</td><td>Expected: 52%</td><td>Above: 0%</td><td>No data: 0%</td></tr><tr><td>Creating with Materials</td><td>21 pupils - Average: EYF</td><td>Below: 38%</td><td>Working towards: 10%</td><td>Expected: 52%</td><td>Above: 0%</td><td>No data: 0%</td></tr><tr><td>Being Imaginative and Expressive</td><td>21 pupils - Average: EYF</td><td>Below: 38%</td><td>Working towards: 10%</td><td>Expected: 52%</td><td>Above: 0%</td><td>No data: 0%</td></tr></table><div>Combined attainment in 17 assessments</div><div>Attain above expected: 43% Attain above expected: 0%</div></div>		Listening, Attention and Understanding	21 pupils - Average: Reception	Below: 43%	Working towards: 0%	Expected: 52%	Above: 0%	No data: 0%	Speaking	21 pupils - Average: Reception	Below: 43%	Working towards: 0%	Expected: 52%	Above: 0%	No data: 0%	Self-Regulation	21 pupils - Average: EYF	Below: 38%	Working towards: 0%	Expected: 57%	Above: 0%	No data: 0%	Managing Self	21 pupils - Average: EYF	Below: 43%	Working towards: 0%	Expected: 52%	Above: 0%	No data: 0%	Building Relationships	21 pupils - Average: EYF	Below: 38%	Working towards: 0%	Expected: 57%	Above: 0%	No data: 0%	Gross Motor Skills	21 pupils - Average: EYF	Below: 19%	Working towards: 10%	Expected: 71%	Above: 0%	No data: 0%	Fine Motor Skills	21 pupils - Average: EYF	Below: 33%	Working towards: 0%	Expected: 62%	Above: 0%	No data: 0%	Comprehension	21 pupils - Average: Reception	Below: 43%	Working towards: 0%	Expected: 52%	Above: 0%	No data: 0%	Word Reading	21 pupils - Average: Reception	Below: 29%	Working towards: 24%	Expected: 45%	Above: 0%	No data: 0%	Writing	21 pupils - Average: Reception	Below: 33%	Working towards: 19%	Expected: 45%	Above: 0%	No data: 0%	Number	21 pupils - Average: Reception	Below: 38%	Working towards: 10%	Expected: 52%	Above: 0%	No data: 0%	Numerical Patterns	21 pupils - Average: Reception	Below: 43%	Working towards: 0%	Expected: 52%	Above: 0%	No data: 0%	Past and Present	21 pupils - Average: Reception	Below: 38%	Working towards: 14%	Expected: 45%	Above: 0%	No data: 0%	People, Culture and Communities	21 pupils - Average: Reception	Below: 43%	Working towards: 0%	Expected: 52%	Above: 0%	No data: 0%	The Natural World	21 pupils - Average: Reception	Below: 43%	Working towards: 0%	Expected: 52%	Above: 0%	No data: 0%	Creating with Materials	21 pupils - Average: EYF	Below: 38%	Working towards: 10%	Expected: 52%	Above: 0%	No data: 0%	Being Imaginative and Expressive	21 pupils - Average: EYF	Below: 38%	Working towards: 10%	Expected: 52%	Above: 0%	No data: 0%
Listening, Attention and Understanding	21 pupils - Average: Reception	Below: 43%	Working towards: 0%	Expected: 52%	Above: 0%	No data: 0%																																																																																																																		
Speaking	21 pupils - Average: Reception	Below: 43%	Working towards: 0%	Expected: 52%	Above: 0%	No data: 0%																																																																																																																		
Self-Regulation	21 pupils - Average: EYF	Below: 38%	Working towards: 0%	Expected: 57%	Above: 0%	No data: 0%																																																																																																																		
Managing Self	21 pupils - Average: EYF	Below: 43%	Working towards: 0%	Expected: 52%	Above: 0%	No data: 0%																																																																																																																		
Building Relationships	21 pupils - Average: EYF	Below: 38%	Working towards: 0%	Expected: 57%	Above: 0%	No data: 0%																																																																																																																		
Gross Motor Skills	21 pupils - Average: EYF	Below: 19%	Working towards: 10%	Expected: 71%	Above: 0%	No data: 0%																																																																																																																		
Fine Motor Skills	21 pupils - Average: EYF	Below: 33%	Working towards: 0%	Expected: 62%	Above: 0%	No data: 0%																																																																																																																		
Comprehension	21 pupils - Average: Reception	Below: 43%	Working towards: 0%	Expected: 52%	Above: 0%	No data: 0%																																																																																																																		
Word Reading	21 pupils - Average: Reception	Below: 29%	Working towards: 24%	Expected: 45%	Above: 0%	No data: 0%																																																																																																																		
Writing	21 pupils - Average: Reception	Below: 33%	Working towards: 19%	Expected: 45%	Above: 0%	No data: 0%																																																																																																																		
Number	21 pupils - Average: Reception	Below: 38%	Working towards: 10%	Expected: 52%	Above: 0%	No data: 0%																																																																																																																		
Numerical Patterns	21 pupils - Average: Reception	Below: 43%	Working towards: 0%	Expected: 52%	Above: 0%	No data: 0%																																																																																																																		
Past and Present	21 pupils - Average: Reception	Below: 38%	Working towards: 14%	Expected: 45%	Above: 0%	No data: 0%																																																																																																																		
People, Culture and Communities	21 pupils - Average: Reception	Below: 43%	Working towards: 0%	Expected: 52%	Above: 0%	No data: 0%																																																																																																																		
The Natural World	21 pupils - Average: Reception	Below: 43%	Working towards: 0%	Expected: 52%	Above: 0%	No data: 0%																																																																																																																		
Creating with Materials	21 pupils - Average: EYF	Below: 38%	Working towards: 10%	Expected: 52%	Above: 0%	No data: 0%																																																																																																																		
Being Imaginative and Expressive	21 pupils - Average: EYF	Below: 38%	Working towards: 10%	Expected: 52%	Above: 0%	No data: 0%																																																																																																																		



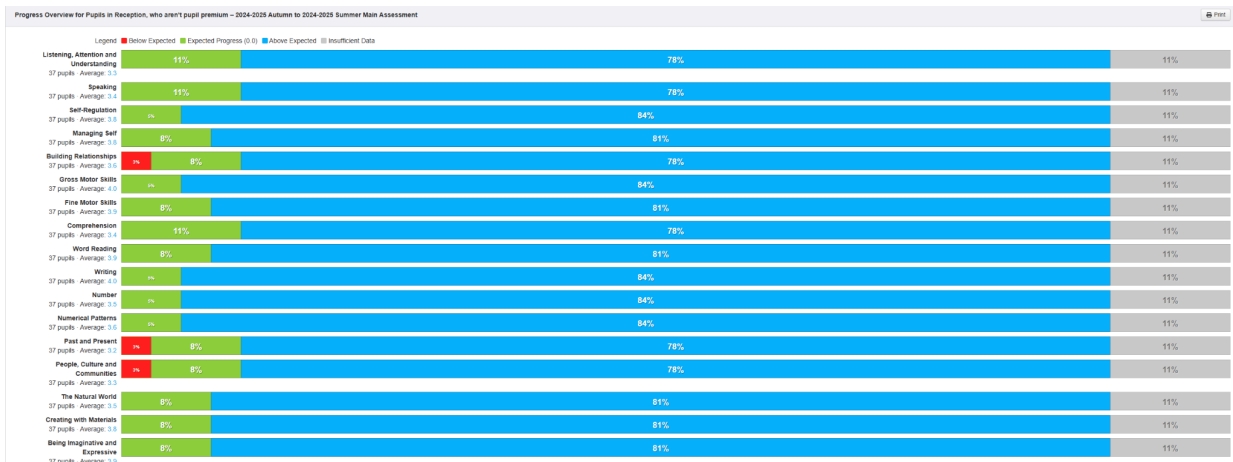
PP progress

100% of pupils made expected or more than expected progress in all areas.



Non- PP progress

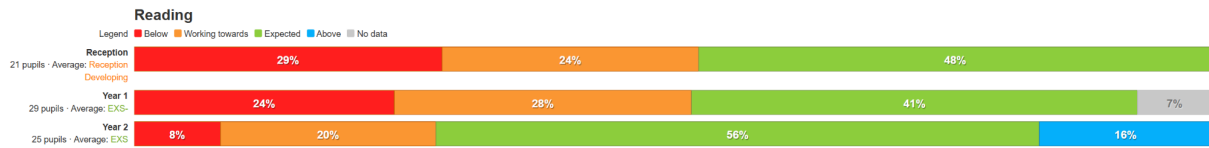
Bar 3 areas, pupils made expected or more than expected in all areas



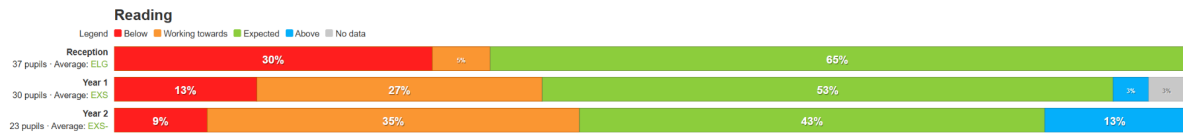
<p>Develop language skills (including vocabulary and oracy)</p>	<p>Disadvantaged pupils will be observed to use a wide range of key vocabulary and communication skills in class/small group discussions, as well as in their writing and response to written texts.</p> <ul style="list-style-type: none"> - QA monitoring of book looks and drop ins have highlighted an inclusive and increased practice of opportunities to develop language and oracy. - EYFS through their strategies on WELLCOM, Comprehension scheme which works on developing speaking and listening skills, establishing pupil leadership roles which provides opportunities for all pupils to speak in assemblies, meetings and external events. <p>Participation in oracy - assemblies and in-class activities.</p> <p>Progress of individual and small groups of pupils participating in interventions such as WellComm, Early Language group and other recognised approaches.</p> <ul style="list-style-type: none"> - reviews carried out at the end of the year 90% of children who have received interventions made progress. <p>Focus on reading at KS1 – improved engagement of disadvantaged pupils, reading a book, sharing enjoyment of a book, recommending a book to others, as well as opportunities to read to an adult in school.</p> <ul style="list-style-type: none"> - Parent sessions held throughout the year to increase engagement of reading at home; fidelity to phonics scheme (Little Wandle) - ensuring there is a daily diet of reading in Year 1 and 2; provision of more books to support wider range of readers; <p>Implementation of a language rich curriculum interwoven throughout the school's curriculum.</p>
---	--

In Reception and Year 1 pupils who are D slightly underperformed with their non-PP peers. However in Year 2 disadvantaged pupils did much better.

Attainment Overview for Pupils in Years R-2, who are pupil premium - 2024-2025 Summer - Main Assessment



Attainment Overview for Pupils in Years R-2, who aren't pupil premium - 2024-2025 Summer - Main Assessment



Diminish the attainment gap of disadvantaged pupils in comparison with their non-disadvantaged peers, at key points across primary education through:
Provision of small group targeted interventions
1:1 tuition/mentoring

Children will show good progress from their starting points
Proportion of children achieving GLD, ELG and Specific Learning Goals at the end of EYFS will increase compared to the previous set of validated data by an aspirational target of 10%. There was a 4% decrease from last year - this is due to the context of the cohort.
Proportion of disadvantaged pupils achieving 'Expected' standard in Reading, Writing and Maths at end of KS2 will improve in relation to that of non-disadvantaged peers and with previous set of validated data - diminish the difference to less than 10%
Rdg disadvantaged 40% - **60%**, non- disadvantaged 50% - **84%**,
Writing disadvantaged 40% - **42%**, non- disadvantaged 50% - **70%**,
Maths disadvantaged 33% - **60%**, non- disadvantaged 43% - **79%**.

GLD -

PP 8% difference to non-PP for GLD.



No PP

EYFS GLD - Main Assessment
37 pupils - Average: GLD

46%

54%

Combined attainment in 18 assessments

At/above expected Above expected
51% 0%

KS2

There is a gap between PP (36%) and non-PP this year but an improvement from last year achieving RWM ARE or above (26%)

Out of the 33 pupils 16 pupils had low or persistent absence. 10 were on a SEN support plan and 3 with EHCPs.

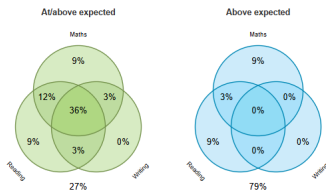
PP

Attainment Overview for Pupils in Year 6, who are pupil premium, 6 Pupils Excluded - 2024-2025 Summer - SAT Scaled Score

Print



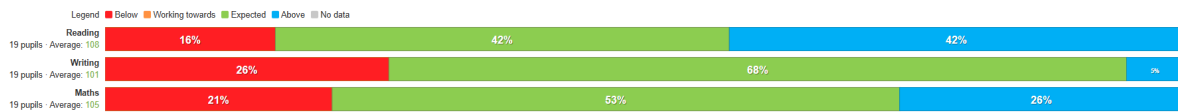
Combined attainment



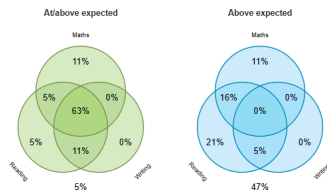
Non-PP

Attainment Overview for Pupils in Year 6, 6 Pupils Excluded, who aren't pupil premium - 2024-2025 Summer - SAT Scaled Score

Print



Combined attainment



To achieve and sustain improved wellbeing for all pupils in our school, particularly our disadvantaged pupils.

Sustain high levels of wellbeing by 2024/25 demonstrated by:

- qualitative data from student voice, student and parent surveys and teacher observations
- a reduction in referrals to in house SEMH support
- a significant increase in participation in enrichment activities, particularly among disadvantaged pupils

Attendance shows there's is minimal difference of 0.1% between the two groups.

<p>Deliver a range of wider curricular opportunities for disadvantaged pupils, including participation in trips, visits, WOW events, experiences intended to build aspiration and culture capital</p>	<div data-bbox="159 179 1372 705"> <p>Show pupils from 2024-2025 with No Pupil Premium Filter Pupils Group Pupils Print</p> <p>Report date range 2024-2025 01/09/2024 to 06/07/2025 Sections (All) Exclude non-compulsory school age pupils Attendance synced about 21 hours ago</p> <p>Summary of 220 Pupils (who aren't pupil premium)</p> <div> <p>Attendance percentage</p> <p>School 91.4%</p> <p>National 94.8%</p> <p>Local Authority 94.4%</p> </div> <div> <p>15-18 days missed</p> <p>School 25</p> </div> <div> <p>19+ days missed</p> <p>50</p> </div> <div> <p>Absences</p> <ul style="list-style-type: none"> 8.6% overall absence <ul style="list-style-type: none"> 6.3% authorised 2.3% unauthorised 27.7% persistent absence 23 pupils unauthorised absent for 10+ days </div> <div> <p>Absence Patterns</p> <ul style="list-style-type: none"> 5 pupils have been repeatedly late to school on the same day 8 pupils have recently worsened from previous good attendance 42 pupils have recently improved from previous poor attendance </div> <p>DfE penalty notice consideration threshold (10+ unauthorised absences in 10 rolling school weeks)</p> <ul style="list-style-type: none"> 7 pupils currently meet the threshold 40 pupils previously met the threshold between 01/09/2024 and 06/07/2025 <p>Attendance Ranges</p> <p>School 220 pupils</p> <p>27.7% 37.7% 11.8% 22.7%</p> <p>Legend</p> <ul style="list-style-type: none"> Persistently absent (10% or more sessions missed) Low attendance (90-96 %) Good attendance (96-97 %) Excellent attendance (97-100 %) </div> <div data-bbox="159 817 1372 1344"> <p>Show pupils from 2024-2025 with Pupil Premium Filter Pupils Group Pupils Print</p> <p>Report date range 2024-2025 01/09/2024 to 06/07/2025 Sections (All) Exclude non-compulsory school age pupils Attendance synced about 21 hours ago</p> <p>Summary of 216 Pupils (who are pupil premium)</p> <div> <p>Attendance percentage</p> <p>School 91.3%</p> <p>National 94.8%</p> <p>Local Authority 94.4%</p> </div> <div> <p>15-18 days missed</p> <p>School 17</p> </div> <div> <p>19+ days missed</p> <p>61</p> </div> <div> <p>Absences</p> <ul style="list-style-type: none"> 8.7% overall absence <ul style="list-style-type: none"> 6.6% authorised 2.1% unauthorised 32.4% persistent absence 17 pupils unauthorised absent for 10+ days </div> <div> <p>Absence Patterns</p> <ul style="list-style-type: none"> 10 pupils have been repeatedly late to school on the same day 6 pupils have recently worsened from previous good attendance 26 pupils have recently improved from previous poor attendance </div> <p>DfE penalty notice consideration threshold (10+ unauthorised absences in 10 rolling school weeks)</p> <ul style="list-style-type: none"> 12 pupils currently meet the threshold 25 pupils previously met the threshold between 01/09/2024 and 06/07/2025 <p>Attendance Ranges</p> <p>School 216 pupils</p> <p>32.4% 30.1% 9.7% 27.8%</p> <p>Legend</p> <ul style="list-style-type: none"> Persistently absent (10% or more sessions missed) Low attendance (90-96 %) Good attendance (96-97 %) Excellent attendance (97-100 %) </div>
<p>Early start pilot programme has seen the highest number of pupils joining for breakfast club - averaging 60 pupil. Prior to this we had about 8 to 15 pupils in previous years.</p>	<p>Disadvantaged pupils will participate in a range of activities across the academic year, linked to their curriculum, and will be able to talk about their experiences, what they have learned, and how they see things differently as a result. i.e. increased uptake of breakfast club</p>

Produced on: 06 Jul 2025

Clubs

2024/2025

Name	Pupils Eligible
Football	Year R
Drama Club	Year 2 and Year 3
Singing	Year 1 and Year 2
Arithmetic Booster	Year 6
Board Games	Year 3 and Year 4
Dodge Ball	Year 5 and Year 6
Cheerleading	Year 5 and Year 6
Girls football	Year 5, Year 4 and Year 6
Arithmetic Booster	Year 6
Phonics Club	Year 1
Breakfast Club	Year 1, Year 2, Year 3, Year 4, Year 5, Year 6 and Year R

Produced on: 06 Jul 2025

Pa

Students in Girls football (2024/2025)

Ethnicity	Sex	Disadvantaged at any time between 02 Sep 2024 and 31 Aug 2025?	SEN at any time between 02 Sep 2024 and 31 Aug 2025?
Afghan	Female	Yes	Yes
Arab	Female	Yes	No
Arab Other	Female	Yes	No
Bangladeshi	Female	Yes	No
Bangladeshi	Female	Yes	No
Bangladeshi	Female	No	No
Bangladeshi	Female	Yes	No
Bangladeshi	Female	No	No
Bangladeshi	Female	Yes	Yes
Other Pakistani	Female	Yes	No
Other Pakistani	Female	Yes	No
Other Pakistani	Female	Yes	No
Other Pakistani	Female	No	No
Other Pakistani	Female	Yes	No
Other Pakistani	Female	No	No
Pakistani	Female	Yes	No
Roma	Female	Yes	No

Students in Early Start Club (2024/2025)

Ethnicity	Sex	Disadvantaged at any time between 02 Sep 2024 and 31 Aug 2025?	SEN at any time between 02 Sep 2024 and 31 Aug 2025?
Any Other Ethnic Group	Female	Yes	No
Any Other Ethnic Group	Female	Yes	No
Arab	Female	Yes	No
Arab Other	Female	No	No
Asian and Any Other Ethnic Group	Male	Yes	Yes
Bangladeshi	Male	Yes	No
Bangladeshi	Female	No	No
Bangladeshi	Female	Yes	No
Bangladeshi	Female	Yes	No
Bangladeshi	Female	No	No
Bangladeshi	Female	No	No
Other Ethnic Group	Male	Yes	Yes
Other Ethnic Group	Female	Yes	Yes
Other Pakistani	Male	Yes	No
Pakistani	Male	No	No
Pakistani	Male	No	No

Externally provided programmes

Please include the names of any non-DfE programmes that you purchased in the previous academic year. This will help the Department for Education identify which ones are popular in England

Programme	Provider
Speech and Language	WellComm

