

Your Name:

Your Age:



This month's challenge:


Anti-Theft Devices!

What would you invent to stop a thief from stealing something?



Interesting Fact:

In Brazil in 2005 robbers stole £39,000,000. This was the largest bank robbery ever!



Tell us about your idea:



Don't forget to give your invention a name!

Draw your invention idea:



You can send us a
video explaining
your idea too!

Invent at Home Challenge:

Snapping Croc Box

Here's how to create your own snapping crocodile box! You just need a few bits from around the house to make your own.

This is your project, so try making adjustments and trying new ways of putting it together with different materials– because there are many ways to make this project work.




Materials:

- Egg Carton
- Rubber Bands
- Card
- 2x Split Pins
- Tape



Tools:

- Ruler
- Pencil
- Scissors



1.




Using scissors, cut the egg carton in half.
Cut off the tab.

2.




Use your pencil to poke a hole through one of
the cones inside the egg carton.

3.




Use your pencil to poke a hole in the middle of
one short end of the box. Repeat on the other
side too.

4.




Attach the boxes using a split pin through
the holes you created.

5.



Use your pencil to poke a hole through the top box using the hole in the cone to guide you.

6.




Attach a split pin through the hole in the top of the box.

7.



Thread a rubber band through the cone hole.
Secure the rubber band to the split pins.

8.



Test, Decorate and Play!